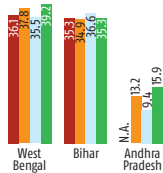


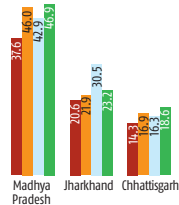
STATE WATCH

States which have increased spending on social services (expenditure on social services as % of total expenditure)




■ 2014-15 actual ■ 2015-16 BE ■ 2015-16 RE ■ 2016-17 BE

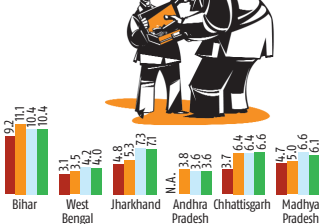
States which have raised capital expenditure (capital expenditure as % of total expenditure)




States' own-tax revenue as % of GDP



States' share in central taxes as % of GDP



Grants in aid as % of GSDP



Note: States where GSDP figures for 2016-17 are not available, growth rate for 2015-16 has been used to attain 2016-17 estimates; BE: Budget Estimates; RE: Revised Estimates; GSDP: Gross state domestic product

Source: State Budgets